

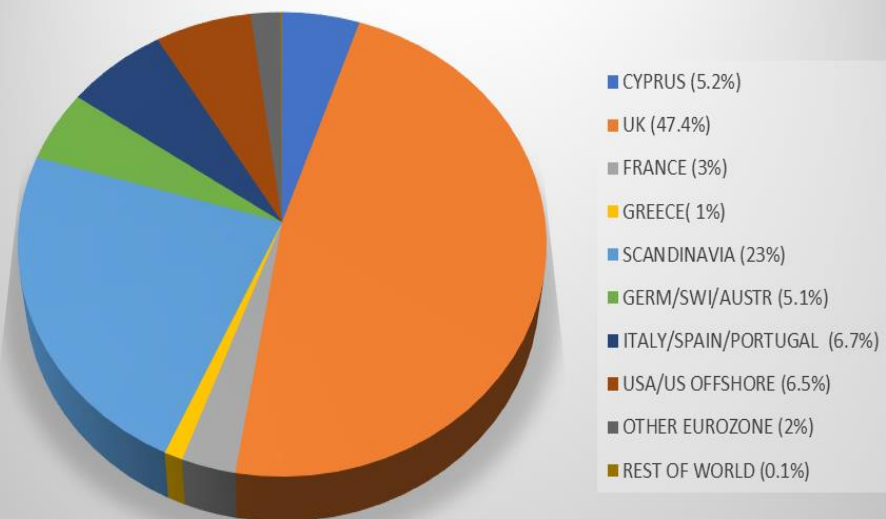
DISTRIBUTION TAPS 2024 BY COUNTRY OF HOLDER

TAPS 2024	COUNTRY	CYPRUS	UK	FRANCE	GREECE	SCANDI NAVIA	GERM/SWI/AUSTR	ITALY/SPAIN/PORTUGAL	USA/US OFFSHORE	OTHER EUROZONE	OTHER EUROPE	REST OF WORLD	TOTAL
	AMOUNT	26.00	236.90	15.20	5.20	115.00	25.30	33.60	32.30	10.00	0.00	0.50	500.00
PERCENTAGE	5.2%	47.4%	3.0%	1.0%	23.0%	5.1%	6.7%	6.5%	2.0%	0.0%	0.1%	100.0%	

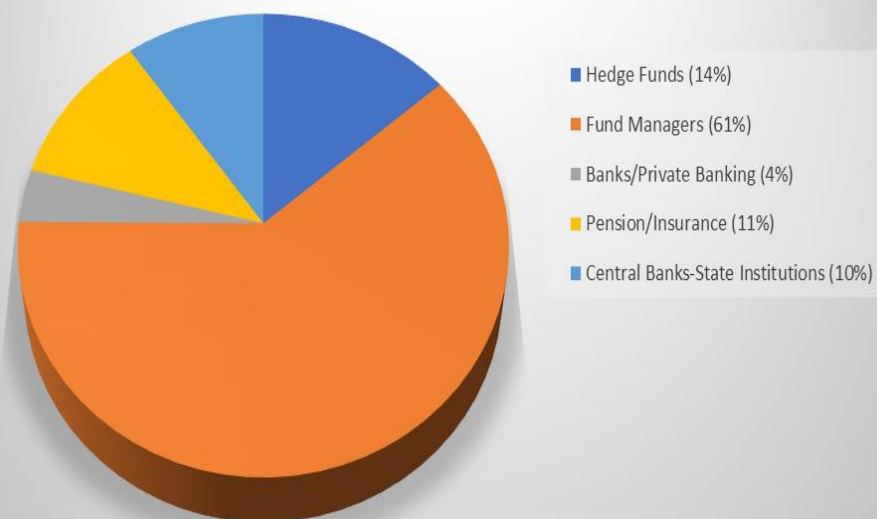
DISTRIBUTION OF TAPS 2024 BY SECTOR OF HOLDER

TAPS 2024	Sector of Holder	Hedge Funds	Fund Managers	Banks/Private Banking	Pension/Insurance	Central Banks-State Institutions	TOTAL
	AMOUNT	69.60	305.90	18.60	55.90	50.00	500.00
PERCENTAGE	13.9%	61.2%	3.7%	11.2%	10.0%	100.0%	

5 years EMTN distribution by country of investor



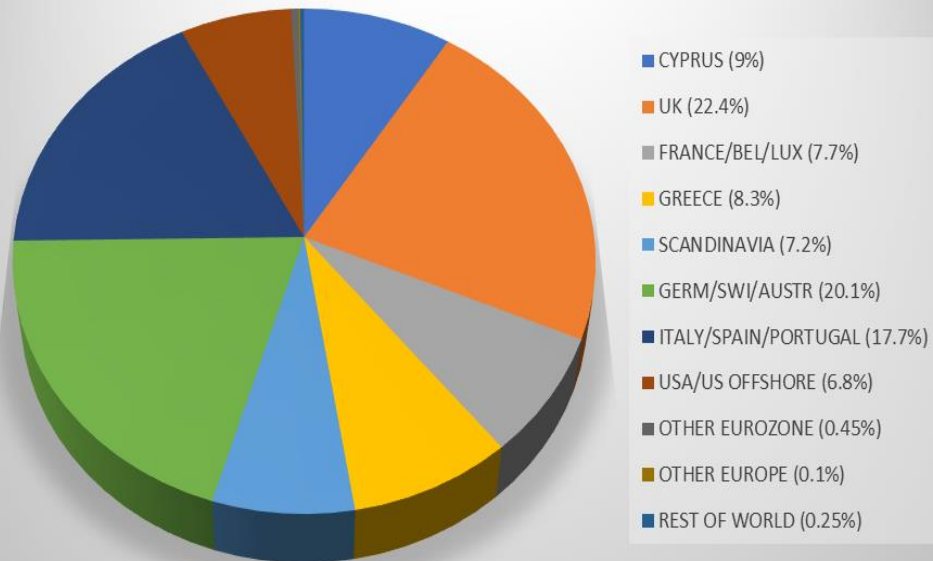
5 years EMTN distribution by type of investor



DISTRIBUTION TAPS 2040 BY COUNTRY OF HOLDER													
TAPS 2040	COUNTRY	CYPRUS	UK	FRANCE/BEL /LUX	GREECE	SCANDI NAVIA	GERM/SWI/ AUSTR	ITALY/SPAIN/ PORTUGAL	USA/US OFFSHORE	OTHER EUROZONE	OTHER EUROPE	REST OF WORLD	TOTAL
	AMOUNT	45.00	112.20	38.60	41.45	36.00	100.60	88.35	33.90	2.20	0.50	1.20	500.00
	PERCENTAGE	9.0%	22.4%	7.7%	8.3%	7.2%	20.1%	17.7%	6.8%	0.4%	0.1%	0.2%	100.0%

DISTRIBUTION OF TAPS 2040 BY SECTOR OF HOLDER							
TAPS 2040	Sector of Holder	Hedge Funds	Fund Managers	Banks/Private Banking	Pension/Insurance	Central Banks-State Institutions	TOTAL
	AMOUNT	89.50	294.40	66.30	18.80	31.00	500.00
	PERCENTAGE	17.9%	58.9%	13.3%	3.8%	6.2%	100.0%

20 years EMTN distribution by country of investor



20 years EMTN distribution by type of investor

